



Electrolux
PROFESSIONAL

**Modular Cooking Range Line
thermaline 90 - Full Module
Freestanding Electric Fry Top, 1 Side,
H=700 - H3 -Marine**

ITEM #

MODEL #

NAME #

SIS #

AIA #



589837 (MCHYEAH1DM)

Electric Fry Top with smooth chrome Plate, one-side operated - H3 - Marine

589839 (MCHIEAH1DM)

Electric Fry Top with ribbed chrome Plate, one-side operated - H3 - Marine

Short Form Specification

Item No.

Unit constructed according to DIN 18860_2 with 20 mm drop nose top and 70 mm recessed plinth. Internal frame for heavy duty sturdiness in stainless steel. 2 mm top in 1.4301 (AISI 304). Flat surface construction, easily cleanable. THERMODUL connection system enables seamless worktop when units are connected and avoids soil penetrating. Chromium-plated mild steel cooking surface with non-stick finishing for optimal grilling. Powerblock heating system for optimal temperature distribution. Large drain hole allows draining of cooking juices into a large collector. Overheat protection switches off the supply in case of overheating. Standby function saves energy and quickly recovers maximum power. Metal knobs with embedded hygienic silicon "soft" grip enable easier handling and cleaning. IPX5 water resistant certification.
Configuration: Freestanding, One-side operated.

Main Features

- Choice of one or two heating zones. An indicator lamp shows operating state of each zone.
- Large drain hole on cooking surface permits the draining of residual cooking juices into a large collector placed under the cooking surface.
- Overheat protection: the temperature sensor switches off the supply in case of overheating.
- Stainless steel high splash guards on the rear and sides of cooking surface.
- Units have separate controls for each half module of the cooking surface.
- All major components may be easily accessed from the front.
- THERMODUL connection system creates a seamless work top when units are connected to each other thus avoiding soil penetrating vital components and facilitating the removal of units in case of replacement or service.
- Metal knobs with embedded hygienic "soft-touch" grip for easier handling and cleaning. The special design of the controls prevents infiltration of liquids or soil into vital components.
- Large visible digital display manufactured in tempered glass to resist heat and chemicals, showing temperatures or power settings. The display also shows on/off status of the appliance and on/off status of the heating elements.
- Powerblock heating system for optimal temperature distribution.

Construction

- 2 mm top in 1.4301 (AISI 304).
- Unit constructed according to DIN 18860_2 with 20 mm drop nose top and 70 mm recessed plinth.
- Flat surface construction with minimal hidden areas to easily clean all surfaces
- Cooking surface in chromium-plated mild steel with non-stick finishing for optimum grilling results.
- Cooking surface to be completely smooth or completely ribbed.
- IPX5 water resistance certification.
- Internal frame for heavy duty sturdiness in stainless steel.

Sustainability



- Standby function for energy saving and fast recovery of maximum power.

APPROVAL:



Experience the Excellence
www.electroluxprofessional.com

Optional Accessories

- | | | | |
|---|------------|--------------------------|---|
| • Connecting rail kit, 900mm | PNC 912502 | <input type="checkbox"/> | • C41 HI-TEMP RAPID DEGREASER, PNC 0S2292 <input type="checkbox"/>
1 pack of six 1 lt. bottles (trigger incl.) |
| • Stainless steel side panel, 900x700mm, freestanding | PNC 912512 | <input type="checkbox"/> | |
| • Portioning shelf, 800mm width | PNC 912526 | <input type="checkbox"/> | |
| • Portioning shelf, 800mm width | PNC 912556 | <input type="checkbox"/> | |
| • Folding shelf, 300x900mm | PNC 912581 | <input type="checkbox"/> | |
| • Folding shelf, 400x900mm | PNC 912582 | <input type="checkbox"/> | |
| • Fixed side shelf, 200x900mm | PNC 912589 | <input type="checkbox"/> | |
| • Fixed side shelf, 300x900mm | PNC 912590 | <input type="checkbox"/> | |
| • Fixed side shelf, 400x900mm | PNC 912591 | <input type="checkbox"/> | |
| • Endrail kit, flush-fitting, left | PNC 913111 | <input type="checkbox"/> | |
| • Endrail kit, flush-fitting, right | PNC 913112 | <input type="checkbox"/> | |
| • Scraper for smooth plates (only for 589837) | PNC 913119 | <input type="checkbox"/> | |
| • Scraper for ribbed plates (only for 589839) | PNC 913120 | <input type="checkbox"/> | |
| • Endrail kit (12.5mm) for thermaline 90 units, left | PNC 913202 | <input type="checkbox"/> | |
| • Endrail kit (12.5mm) for thermaline 90 units, right | PNC 913203 | <input type="checkbox"/> | |
| • Stainless steel side panel, left, H=700 | PNC 913222 | <input type="checkbox"/> | |
| • Stainless steel side panel, right, H=700 | PNC 913223 | <input type="checkbox"/> | |
| • T-connection rail for back-to-back installations without backsplash (to be ordered as S-code) | PNC 913227 | <input type="checkbox"/> | |
| • Endrail kit, (12.5mm), for back-to-back installation, left | PNC 913251 | <input type="checkbox"/> | |
| • Endrail kit, (12.5mm), for back-to-back installation, right | PNC 913252 | <input type="checkbox"/> | |
| • Endrail kit, flush-fitting, for back-to-back installation, left | PNC 913255 | <input type="checkbox"/> | |
| • Endrail kit, flush-fitting, for back-to-back installation, right | PNC 913256 | <input type="checkbox"/> | |
| • Side reinforced panel only in combination with side shelf, for freestanding units | PNC 913260 | <input type="checkbox"/> | |
| • Side reinforced panel only in combination with side shelf, for back-to-back installations, left | PNC 913275 | <input type="checkbox"/> | |
| • Side reinforced panel only in combination with side shelf, for back-to-back installation, right | PNC 913276 | <input type="checkbox"/> | |
| • Filter W=800mm | PNC 913665 | <input type="checkbox"/> | |
| • Stainless steel dividing panel, 900x700mm, (it should only be used between Electrolux Professional thermaline Modular 90 and thermaline C90) | PNC 913672 | <input type="checkbox"/> | |
| • Stainless steel side panel, 900x700mm, flush-fitting (it should only be used against the wall, against a niche and in between Electrolux Professional thermaline and ProThermetic appliances and external appliances - provided that these have at least the same dimensions) | PNC 913688 | <input type="checkbox"/> | |

Recommended Detergents



Electrolux
PROFESSIONAL

Modular Cooking Range Line
thermaline 90 - Full Module Freestanding
Electric Fry Top, 1 Side, H=700 - H3 -Marine

Electric

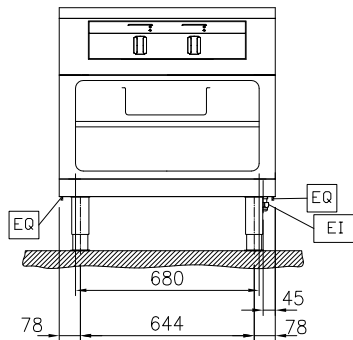
Supply voltage: 440 V/3 ph/50/60 Hz
Total Watts: 15.3 kW

Key Information:

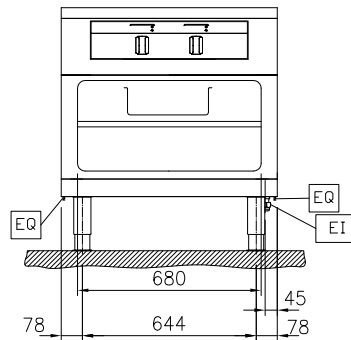
Cooking Surface Depth: 615 mm
Cooking Surface Width: 700 mm
Working Temperature MIN: 80 °C
Working Temperature MAX: 280 °C
External dimensions, Width: 800 mm
External dimensions, Depth: 900 mm
External dimensions, Height: 700 mm
Storage Cavity Dimensions (width): 580 mm
Storage Cavity Dimensions (height): 330 mm
Storage Cavity Dimensions (depth): 740 mm
Net weight: 150 kg
Configuration: On Base;One-Side Operated
Cooking surface type:
589837 (MCHYEAH1DM) Smooth
589839 (MCHIEAH1DM) Ribbed
Chromium Plated mild steel mirror
Cooking surface - material:

Sustainability

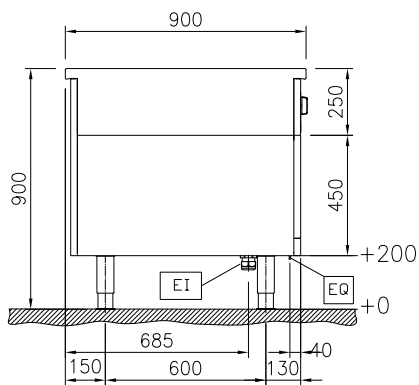
Current consumption:
589837 (MCHYEAH1DM) 21 Amps
589839 (MCHIEAH1DM) 20 Amps



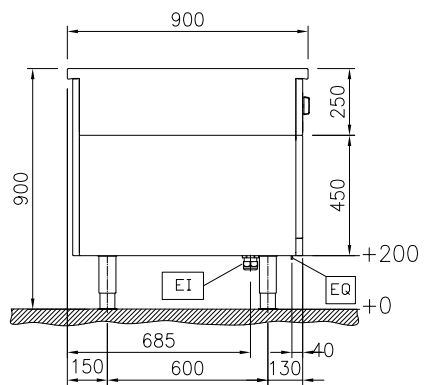
Front



Front



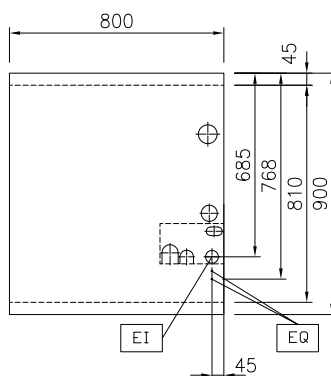
Side



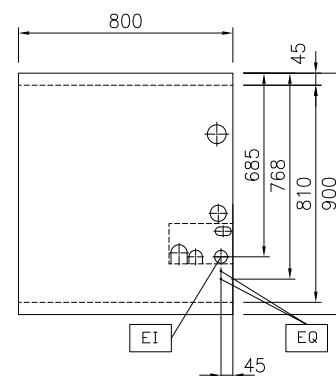
Side

EI = Electrical inlet (power)
 EQ = Equipotential screw

EI = Electrical inlet (power)
 EQ = Equipotential screw



Top



Top